

# Improving the time resolution of Thomson scattering via machine learning on reflectometry data

**Diogo R. Ferreira<sup>1</sup>, Andreas Gillgren<sup>2</sup>, Andrei Ludvig-Osipov<sup>2</sup>, Pär Strand<sup>2</sup>**

<sup>1</sup> IPFN / IST, University of Lisbon, Portugal

<sup>2</sup> Chalmers University of Technology, Sweden

5<sup>th</sup> European Conference on Plasma Diagnostics (ECPD 2023)

April 23-27, 2023

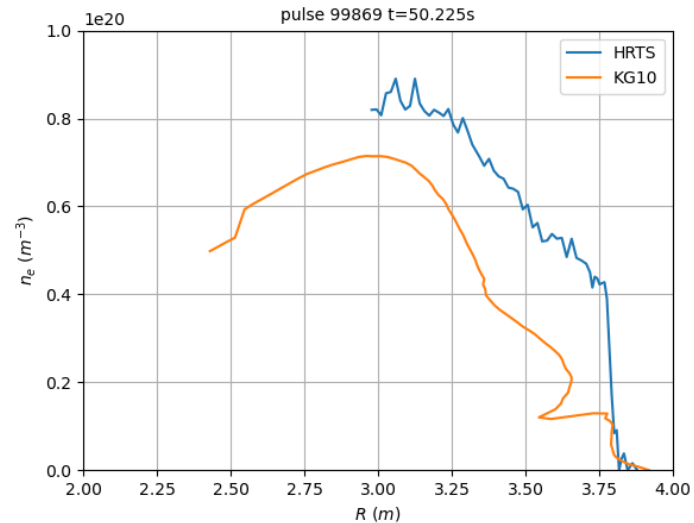
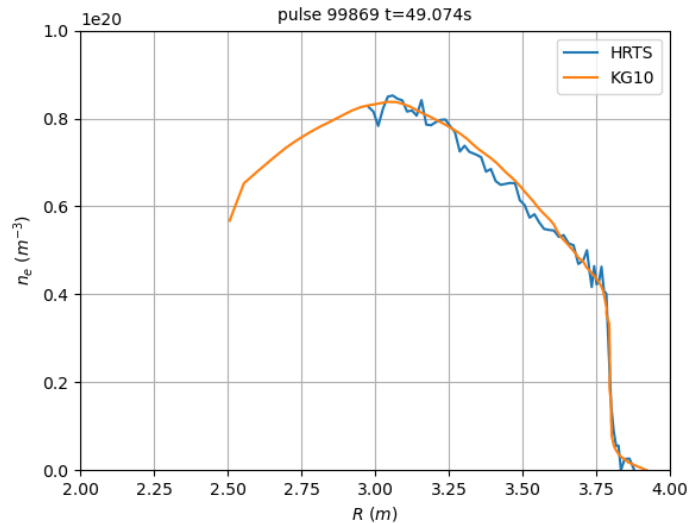
Rethymno, Crete, Greece



This work has been carried out within the framework of the EUROfusion Consortium, funded by the European Union via the Euratom Research and Training Programme (Grant Agreement No 101052200 — EUROfusion). Views and opinions expressed are however those of the author(s) only and do not necessarily reflect those of the European Union or the European Commission. Neither the European Union nor the European Commission can be held responsible for them.



- Measuring the density profile at JET
  - Thomson scattering (HRTS)
    - good spatial accuracy ( $\sim 1\text{cm}$ ) but low sampling rate (20 Hz)
  - Reflectometry (KG10)
    - high temporal resolution (1-10 kHz) but uncertainty in radial positions

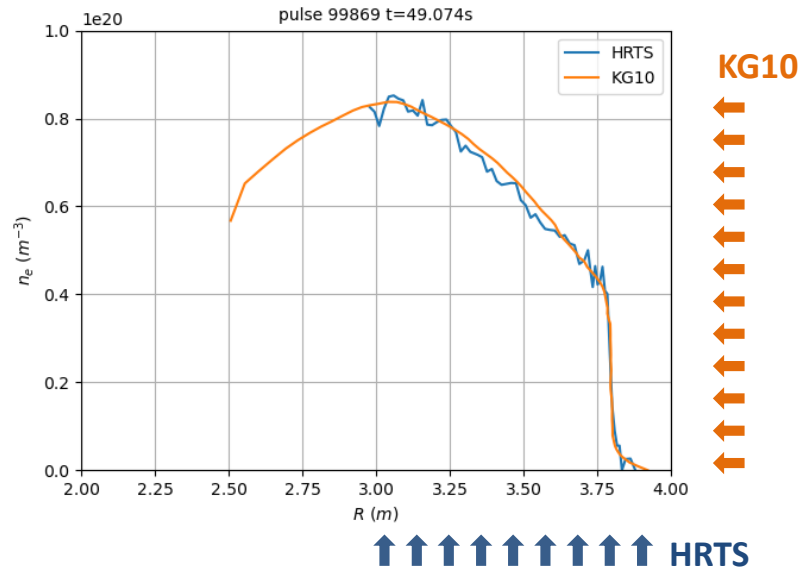




# Main goal

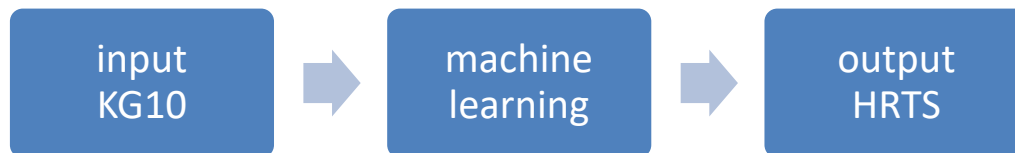


- Increase the time resolution of HRTS to study pedestal dynamics
  - e.g. ELMs on a time scale of 1-10 ms
- Combine the spatial accuracy of HRTS with the time resolution of KG10
  - for HRTS: positions are fixed, density values are measured (*laser scattering*)
  - for KG10: density values are fixed, positions are calculated (*frequency sweeping*)





- Predict HRTS-like profiles from KG10 data via machine learning



- Training
  - the model is trained on examples where both HRTS and KG10 profiles are known
  - based on time-sync between HRTS and KG10
    - for each HRTS time  $t$  there is a KG10 time  $t'$  that is very near (timewise)
- Prediction
  - the model is used to predict the HRTS profile when the KG10 profile is known
  - yields a “virtual HRTS diagnostic” with the sampling rate of KG10





- Pulses from recent campaigns
  - KG10 was fully operational from end-2020
  - HRTS had some issues, fully operational from mid-2020
- C40 campaign (Mar-Jul 2021)
  - M18-01: Baseline scenario development for DT
  - M18-02: Hybrid scenario development for DT
- C41 (DTE2) campaign (Aug-Dec 2021)
  - M21-01: Hybrid scenario for high fusion performance in DT
  - M21-03: Baseline scenario for high fusion performance in DT





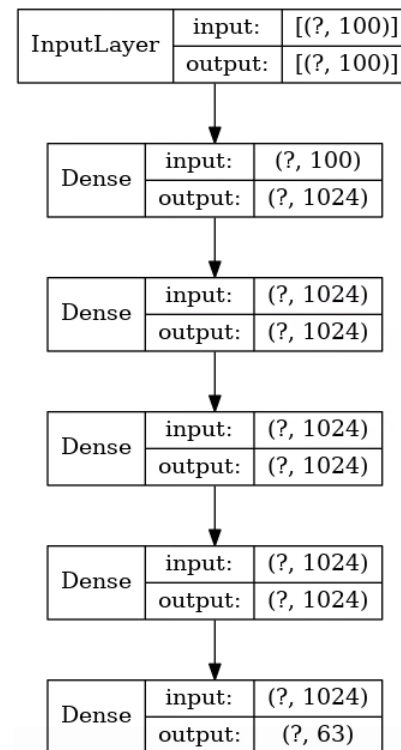
Campaign	Task/Experiment	Sessions	Pulses
C40	M18-01	8	31
C40	M18-02	7	40
C41	M21-01	13	75
C41	M21-03	13	74

- Training data
  - 170 pulses in the range 98794-99953
    - sharing of experimental sessions, some pulses are counted twice in the table above
  - HRTS sampling rate is 20 Hz; assuming 30-second pulses, we should have:
    - $(170 \text{ pulses}) \times (30 \text{ seconds}) \times (20 \text{ Hz}) \approx 10^5$  training examples
  - In practice, we have 43 531 training examples of KG10-HRTS profile pairs
    - because the time frame of KG10 is shorter than HRTS



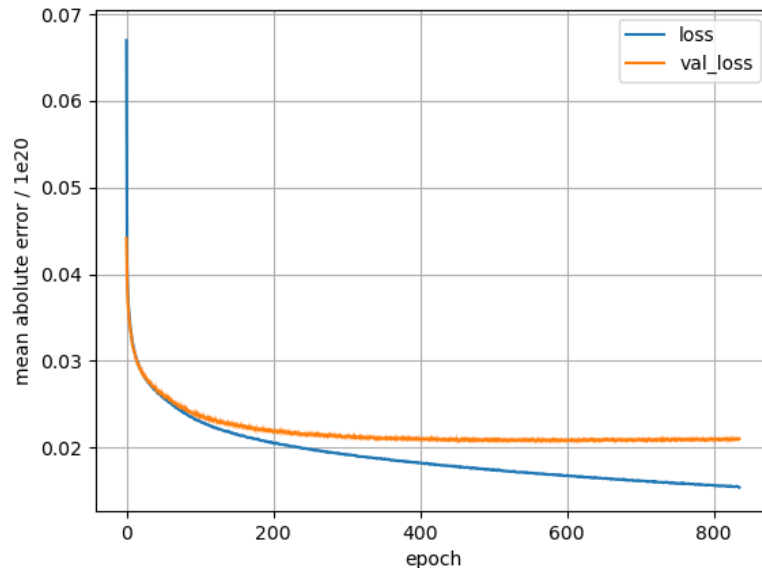
- 4-layer dense neural net with input dim 100 (KG10) and output dim 63 (HRTS)

Layer (type)	Output Shape	Param #
=====		
dense (Dense)	(None, 1024)	103424
dense_1 (Dense)	(None, 1024)	1049600
dense_2 (Dense)	(None, 1024)	1049600
dense_3 (Dense)	(None, 1024)	1049600
dense_4 (Dense)	(None, 63)	64575
=====		
Total params: 3,316,799		
Trainable params: 3,316,799		
Non-trainable params: 0		





- Training
  - 43 531 training examples of KG10-HRTS profile pairs
  - 90% for training, 10% for validation
  - trained in 5min on single GPU

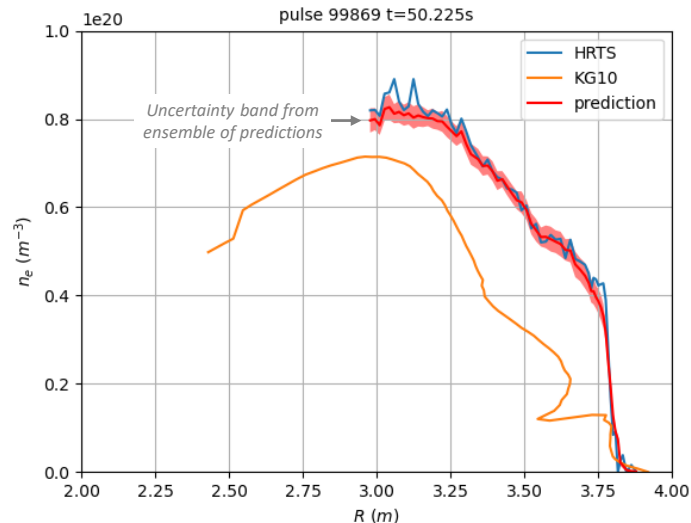
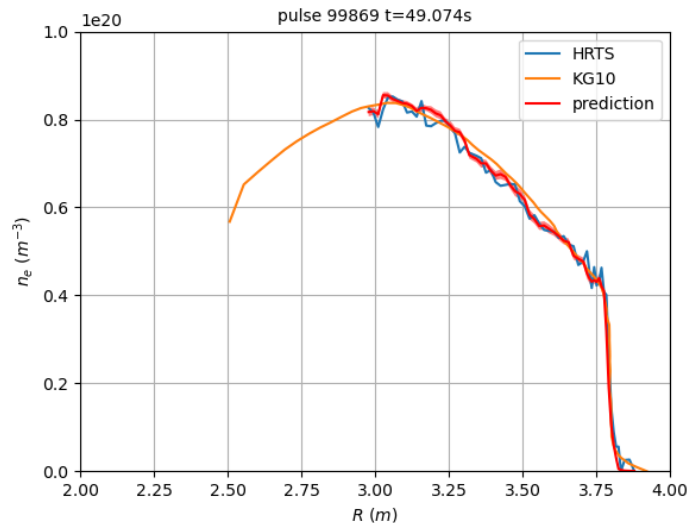




# Results



- The model provides an accurate prediction of HRTS
- Overcomes some of the problems with KG10
- In general, the pedestal coincides with HRTS

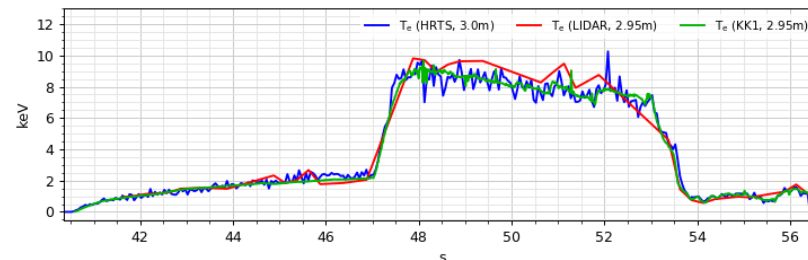
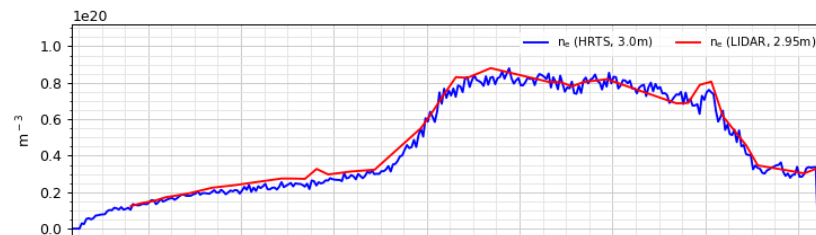
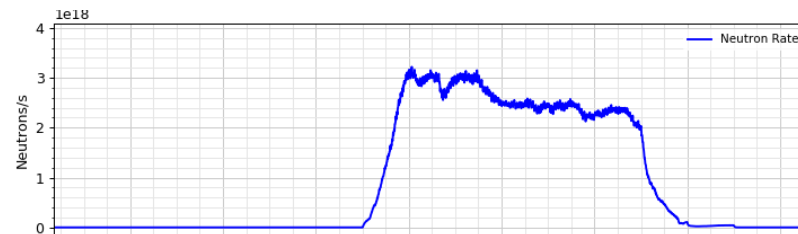
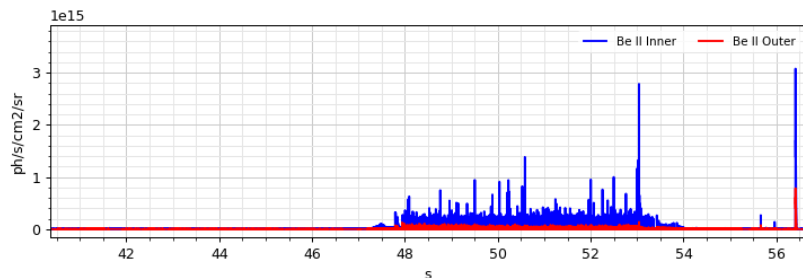
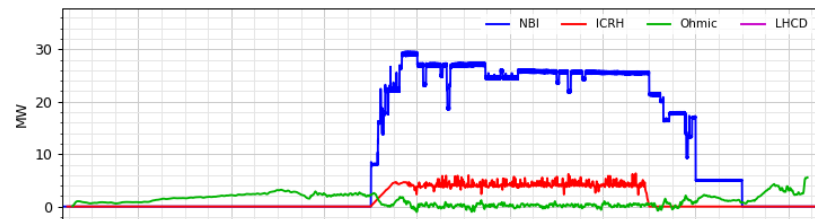
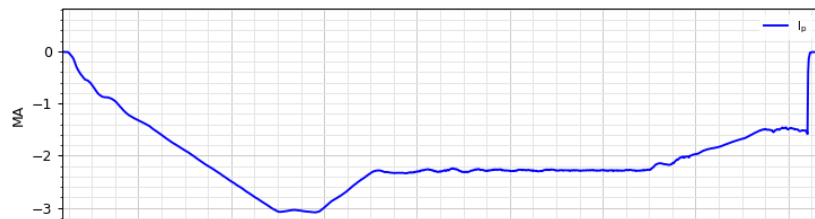




# Results



- Analysis of DTE2 record pulse no. 99869

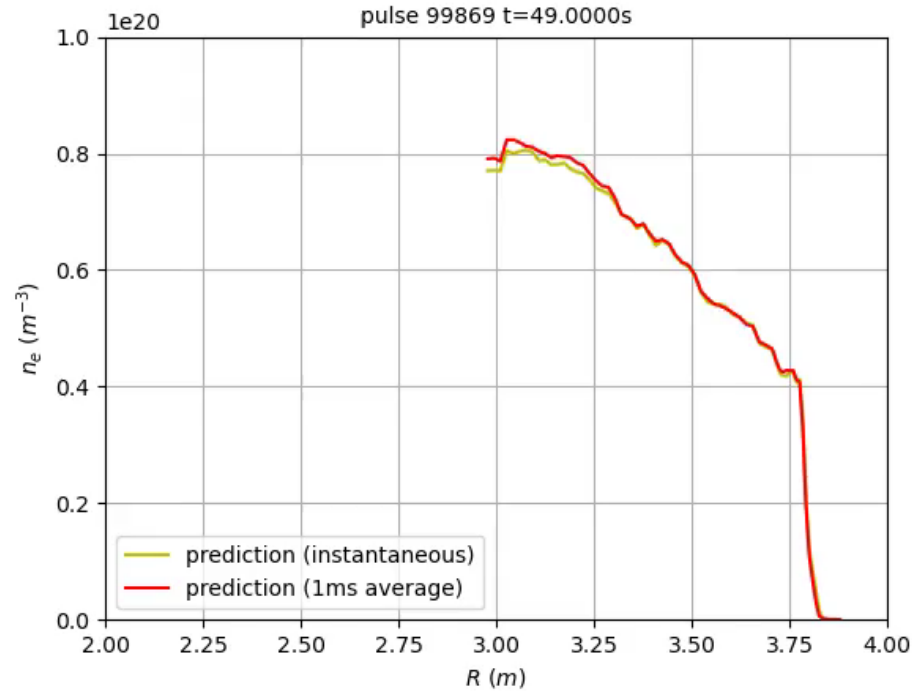




# Results



- Analysis of DTE2 record pulse no. 99869

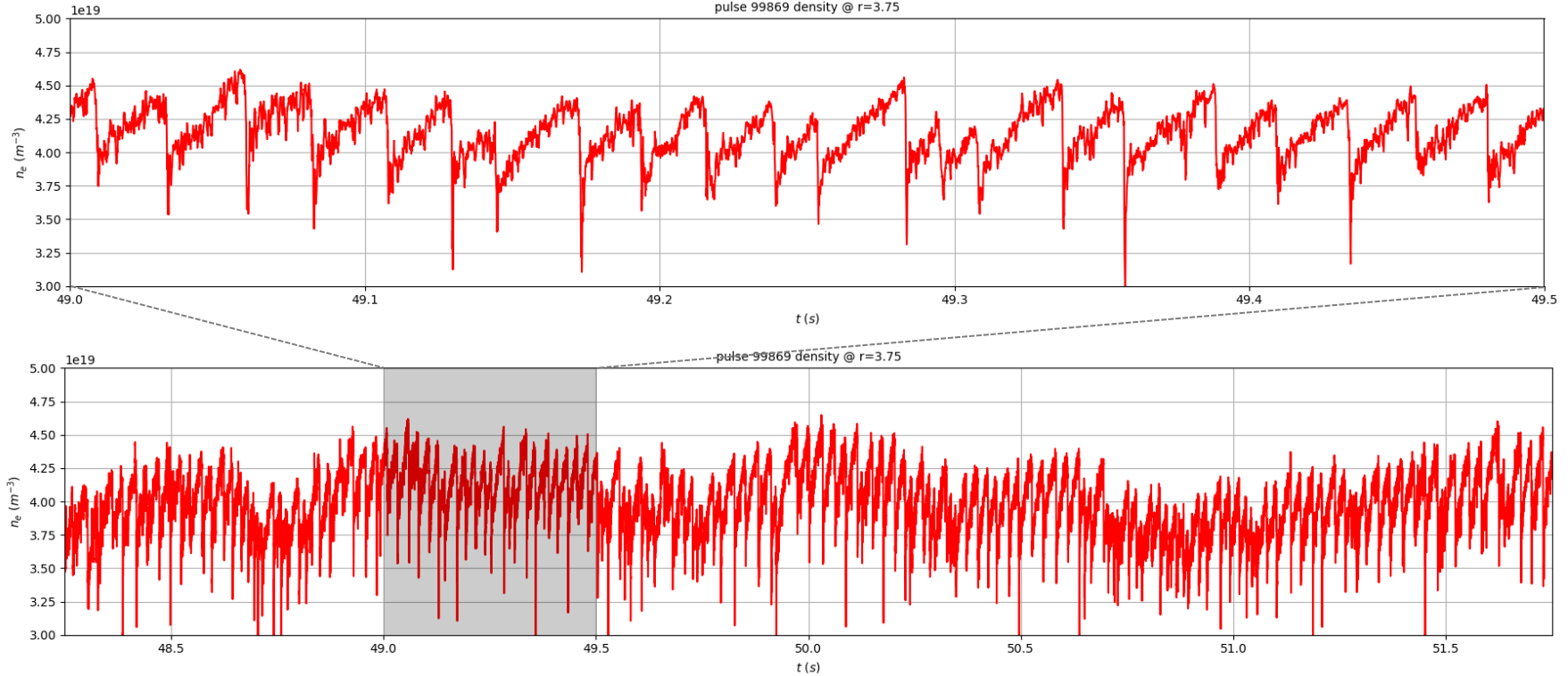




# Results



- Analysis of DTE2 record pulse no. 99869 at  $r = 3.75$  m

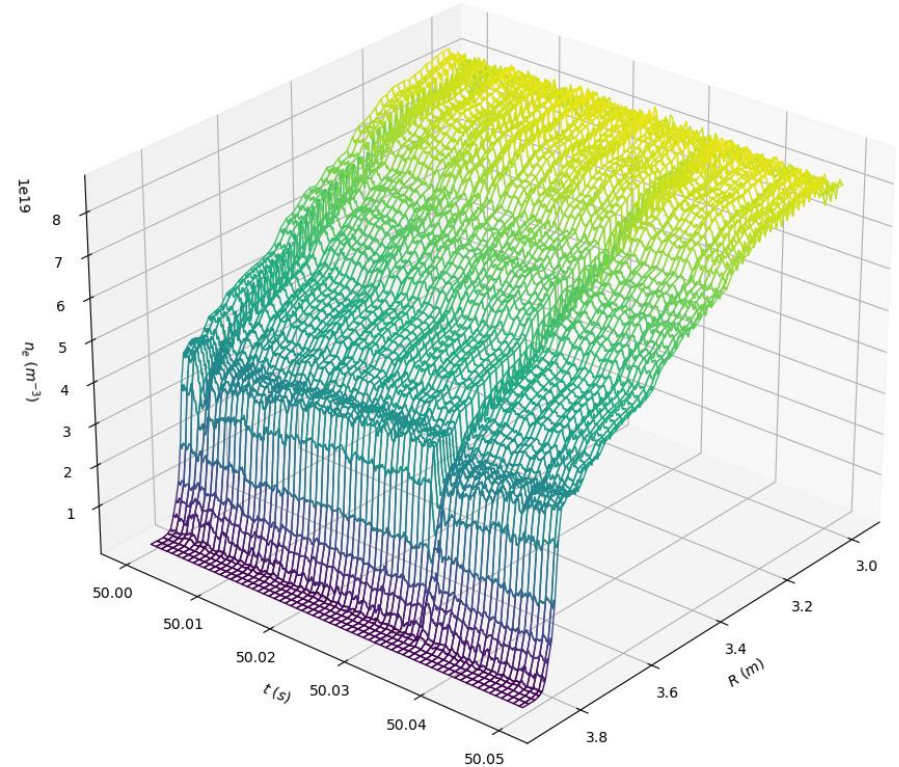
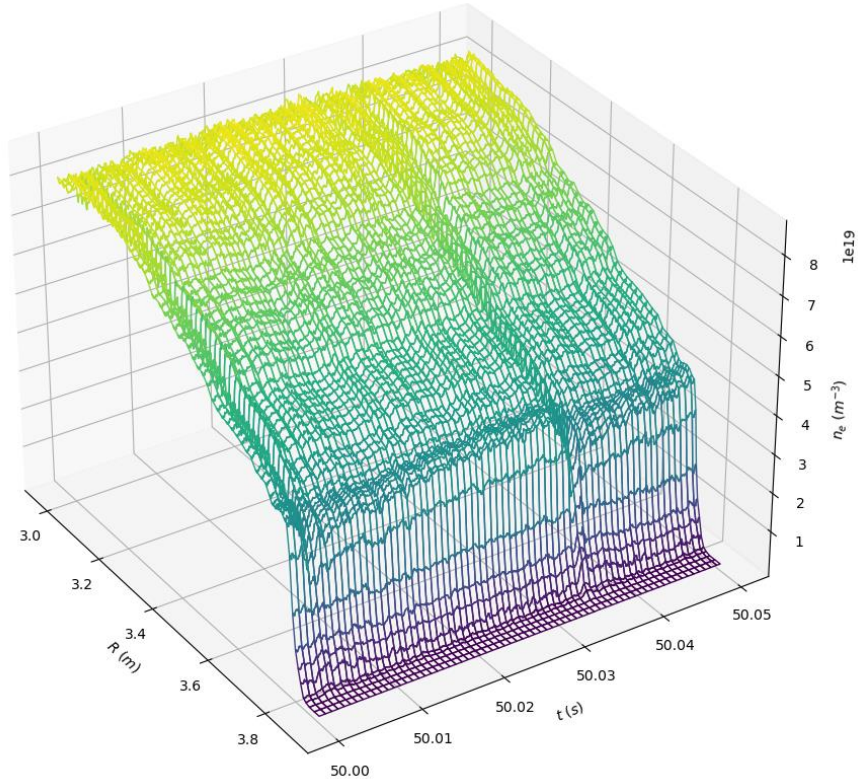




# Results



- Analysis of DTE2 record pulse no. 99869 at around  $t = 50.0$  s







- Predicted HRTS with the time resolution of KG10
- Assuming HRTS provides the correct profile
  - but sometimes HRTS is calibrated on KG10
  - we call it “predicted HRTS” but it is a transformation of reflectometry data
  - a neural network (non-linear model) performs better than a linear model
  - most, but not all, deviations in the KG10 profile can be overcome
- The model is fast and can be applied on any pulse with KG10 data
  - ELMs and pedestal dynamics can be observed and analyzed in detail
  - pedestal height/width can be tracked at fixed position/density value
  - the lower frequency evolution of the density profile can also be analyzed

Thank you